

Scaled data based on original data using  
LM-79-08 Approved Method: Electrical and Photometric Measurements of Solid-  
State Lighting Products

Test Report Prepared for  
Cooper Lighting Solutions  
(formerly Eaton)

Brand: McGRAW-EDISON

Report Number: P200499

Luminaire Tested: **GPC-AF-01-LED-E1-T2R-7060-600**

Issue Date: 3/3/2020

**Test Information**

Test Method: LM-79-08  
Report Number: P200499  
TEST IS SCALED FROM IESNA LM-79-08 TEST DATA (P24657)  
Test Lab: INNOVATION CENTER-P2  
Issue Date: 3/3/2020  
Manufacturer: COOPER LIGHTING SOLUTIONS (FORMERLY EATON)  
Product Line: MCGRAW-EDISON  
Catalog Number: GPC-AF-01-LED-E1-T2R-7060-600  
Description: GALLEON PEDESTRIAN LUMINAIRE  
(1) 70 CRI, 5700K, 615mA LIGHTSQUARE WITH 16 LEDS EACH AND TYPE II ROADWAY OPTICS  
Light Source: -  
Ballast/Driver: ELECTRONIC DRIVER

**Summary**

Lumens per Lamp: N/A  
Luminaire Lumens: 4364 lumens  
Efficiency: N/A  
Efficacy: 128.4 lumens/watt  
Luminous Opening: Rectangular (W 0.5' x L: 0.5' x H: 0')  
IES Classification: Type II - Short - Full Cutoff  
BUG Rating: B1 - U0 - G1

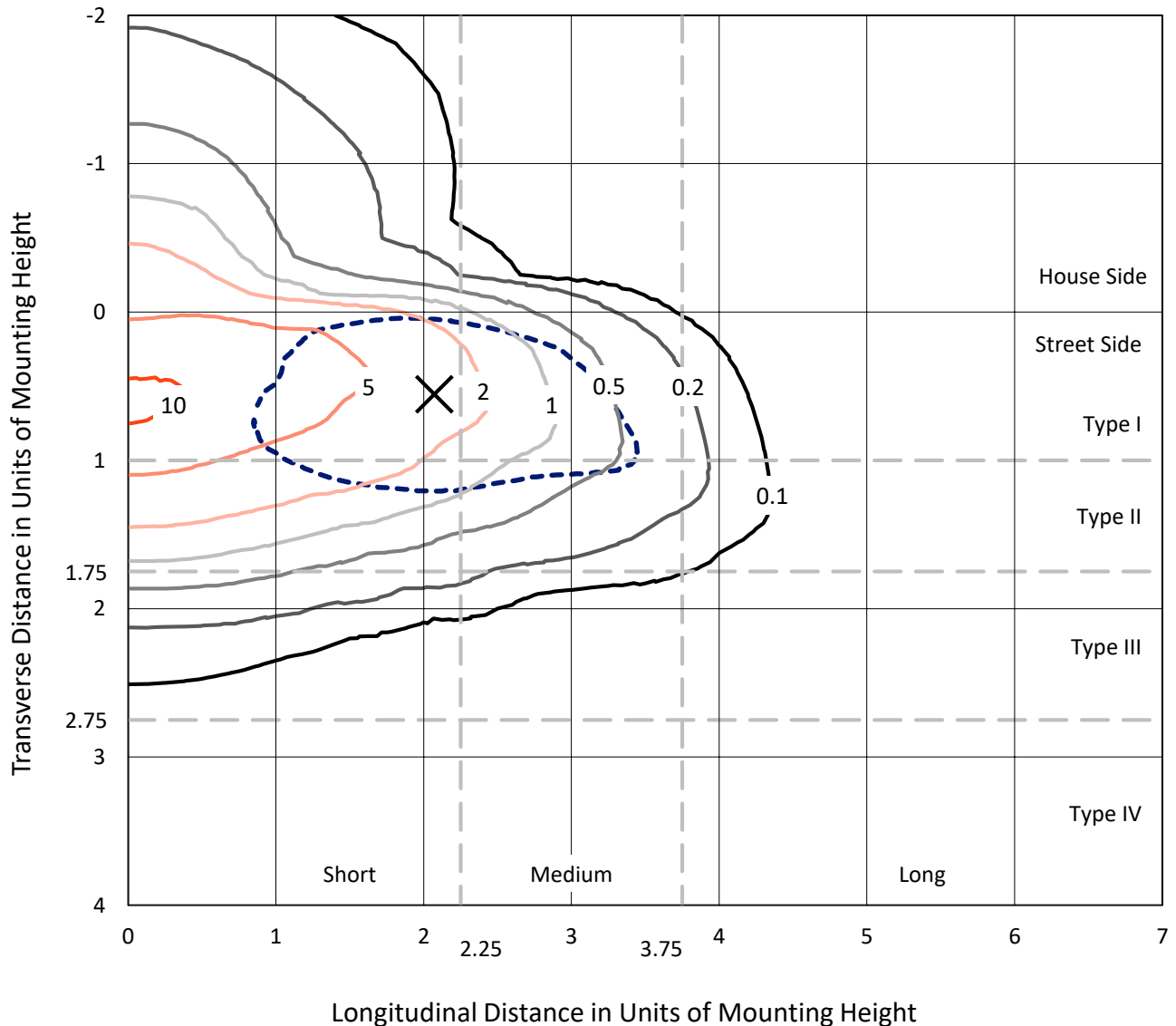
Input Watts (W): 34  
Input Voltage (V): NR  
Input Current (Ain): NR  
Voltage Rise (V): NR  
Power Factor: NR  
Total Harmonic Distortion (THDi): NR  
Frequency (hertz): 60  
Stabilization Time: NR  
Operation Time: NR  
Ambient Temperature (°C): NR  
Test Distance: 25 FT



REPORT NUMBER: P200499  
 CATALOG NUMBER: GPC-AF-01-LED-E1-T2R-7060-600

### Iso-Footcandle Lines of Horizontal Illumination

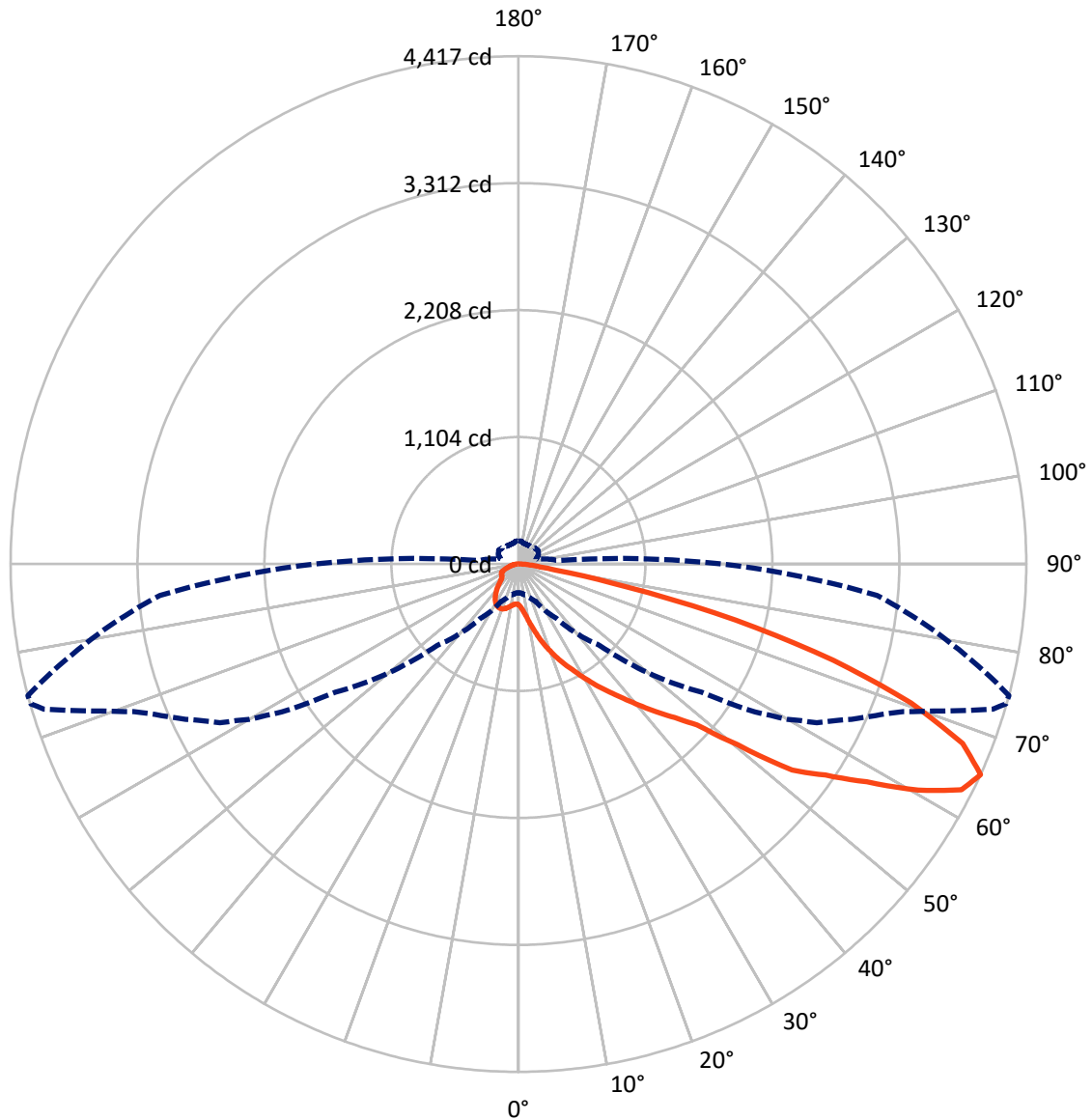
× Max cd  
 - - - 1/2 Max cd



Based on 10 foot mounting height. Maximum calculated value = 11 fc  
 Type II - Short - Full Cutoff

REPORT NUMBER: P200499  
CATALOG NUMBER: GPC-AF-01-LED-E1-T2R-7060-600

### Luminous Intensity Polar Plot



— Vertical Plane Through 75-Deg Lateral    - - - Horizontal Cone Through 65-Deg Vertical

REPORT NUMBER: P200499

CATALOG NUMBER: GPC-AF-01-LED-E1-T2R-7060-600

**FLUX DISTRIBUTION:**

		Downward	Upward	Total
<b>House Side</b>	Lumens	672.8	0.0	672.8
	% Fixture	15.4	0.0	15.4
<b>Street Side</b>	Lumens	3691.2	0.0	3691.2
	% Fixture	84.6	0.0	84.6
<b>Total</b>	Lumens	4364.0	0.0	4364.0
	% Fixture	100.0	0.0	100.0

**Coefficient of Utilization**

**ZONAL LUMENS:**

Zone	Lumens	% Fixture
0°-10°	43.8	1.0
10°-20°	171.3	3.9
20°-30°	351.4	8.1
30°-40°	591.2	13.5
40°-50°	816.9	18.7
50°-60°	1019.8	23.4
60°-70°	917.7	21.0
70°-80°	384.7	8.8
80°-90°	67.2	1.5
90°-100°	0.0	0.0
100°-110°	0.0	0.0
110°-120°	0.0	0.0
120°-130°	0.0	0.0
130°-140°	0.0	0.0
140°-150°	0.0	0.0
150°-160°	0.0	0.0
160°-170°	0.0	0.0
170°-180°	0.0	0.0
0°-90°	4364.0	100.0
0°-180°	4364.0	100.0



REPORT NUMBER: P200499

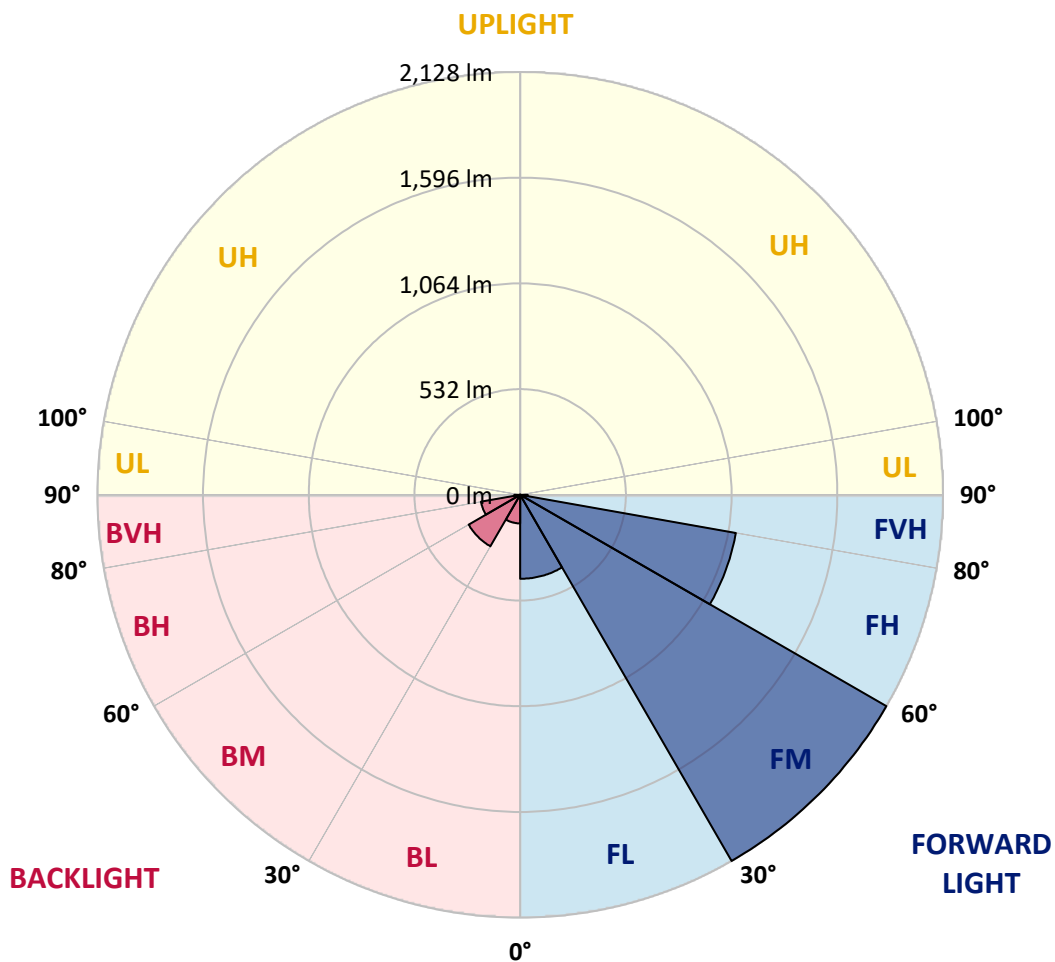
CATALOG NUMBER: GPC-AF-01-LED-E1-T2R-7060-600

**LUMINAIRE CLASSIFICATION SYSTEM LUMEN TABLE AND BUG RATING:**

Zone	Lumens	% Fixture	Zone Rating/Lumen Limit		
			B	U	G
FL (0°-30°)	422.6	9.7			
FM (30°-60°)	2128.4	48.8			
FH (60°-80°)	1102.3	25.3			G1/1800
FVH (80°-90°)	37.8	0.9			G1/100
BL (0°-30°)	143.9	3.3	B1/500		
BM (30°-60°)	299.5	6.9	B1/1000		
BH (60°-80°)	200.0	4.6	B1/500		G1/500
BVH (80°-90°)	29.4	0.7			G1/100
UL (90°-100°)	0.0	0.0		U0/0	
UH (100°-180°)	0.0	0.0		U0/0	

**BUG Rating: B1-U0-G1**

Type II Short





REPORT NUMBER: P200499

CATALOG NUMBER: GPC-AF-01-LED-E1-T2R-7060-600

**CANDELA DISTRIBUTION (FULL):**

	0°	5°	15°	25°	35°	45°	55°	56°	57°	58°	59°
0°	354.7	354.7	354.7	354.7	354.7	354.7	354.7	354.7	354.7	354.7	354.7
2.5°	450.3	445.3	446.6	438.3	428.2	415.0	400.3	400.1	400.3	398.9	393.5
5°	624.4	618.4	616.2	597.6	570.3	531.5	489.3	484.8	482.9	478.2	467.2
7.5°	751.5	748.1	744.6	730.6	705.8	662.4	605.8	596.1	586.8	584.6	572.2
10°	833.5	832.6	825.2	821.5	806.0	768.4	713.2	703.9	693.8	690.3	677.3
12.5°	898.3	898.1	894.6	895.6	882.2	854.9	807.4	799.0	791.5	780.8	771.5
15°	943.1	943.3	948.5	954.3	952.2	933.8	889.2	885.5	879.1	871.7	860.7
17.5°	979.9	980.9	986.3	996.8	1008.2	1006.8	971.4	968.3	962.8	952.6	946.9
20°	1062.9	1066.9	1056.5	1056.5	1057.8	1063.4	1046.4	1043.9	1036.1	1030.7	1026.2
22.5°	1203.2	1207.7	1184.4	1160.6	1137.3	1120.4	1103.4	1106.5	1101.2	1097.4	1094.8
25°	1385.4	1388.9	1351.1	1311.0	1263.5	1201.5	1159.6	1157.8	1154.9	1152.6	1151.3
27.5°	1556.8	1558.3	1522.5	1463.9	1408.7	1319.7	1216.6	1214.3	1210.8	1206.5	1202.8
30°	1703.5	1703.1	1666.3	1610.3	1551.2	1452.7	1303.2	1296.1	1285.8	1274.0	1265.0
32.5°	1830.5	1829.9	1789.6	1731.6	1669.6	1584.5	1421.7	1407.3	1391.2	1368.2	1354.4
35°	1930.5	1930.1	1892.1	1831.5	1760.5	1708.6	1557.6	1539.9	1519.4	1488.7	1467.4
37.5°	1968.3	1968.3	1947.0	1905.7	1842.9	1807.4	1708.6	1687.2	1665.3	1630.4	1606.4
40°	1946.2	1946.6	1951.1	1943.5	1912.9	1885.7	1849.5	1836.7	1817.9	1786.5	1761.5
42.5°	1872.0	1874.3	1904.5	1941.4	1956.7	1952.4	1974.5	1968.7	1955.5	1931.3	1911.5
45°	1778.0	1785.1	1818.1	1887.9	1968.9	2010.0	2079.2	2079.8	2077.3	2064.3	2049.0
47.5°	1648.9	1658.9	1702.4	1796.8	1940.4	2066.0	2185.6	2191.2	2196.3	2187.9	2180.8
50°	1477.5	1489.3	1554.5	1679.7	1882.4	2124.0	2386.6	2411.8	2435.3	2432.4	2437.2
52.5°	1293.9	1307.7	1387.7	1527.1	1782.6	2137.5	2515.0	2556.1	2597.2	2630.9	2666.7
55°	1128.2	1120.8	1200.7	1347.6	1618.6	2076.9	2630.5	2680.1	2725.9	2767.2	2809.8
57.5°	903.7	915.9	996.0	1141.2	1401.5	1906.1	2710.0	2782.5	2848.4	2916.8	2977.1
60°	660.6	672.8	759.7	907.2	1165.8	1647.1	2649.3	2759.2	2864.7	2969.5	3051.3
62.5°	398.9	408.0	484.6	625.0	898.9	1339.9	2378.7	2522.9	2678.2	2803.4	2928.8
65°	248.3	253.4	281.7	359.0	577.3	1000.4	1943.5	2100.7	2268.0	2426.8	2557.2
67.5°	203.3	205.1	210.3	226.8	317.1	652.3	1446.5	1585.7	1736.7	1890.4	2035.4
70°	182.8	181.6	181.6	182.6	203.3	350.7	947.1	1037.7	1163.5	1297.2	1429.8
72.5°	165.0	163.8	161.5	158.4	165.9	214.0	489.5	557.9	648.6	767.4	894.4
75°	148.3	146.7	144.0	140.0	145.2	161.5	235.1	263.8	308.0	371.2	442.0
77.5°	131.0	128.9	126.4	123.5	130.1	125.6	137.8	148.1	165.0	185.3	211.9
80°	111.3	109.5	108.6	107.2	115.1	95.6	97.3	103.7	113.6	124.6	136.9
82.5°	87.2	87.2	90.5	91.1	99.8	68.8	72.7	78.3	83.4	89.2	95.0
85°	57.4	57.8	69.0	73.3	78.7	46.3	54.5	56.4	60.5	63.8	66.3
87.5°	18.0	19.4	42.1	46.7	45.2	26.2	33.5	34.3	37.2	39.5	41.5
90°	0.0	0.0	0.0	0.0	0.0	0.0	0.0	0.0	0.0	0.0	0.0



REPORT NUMBER: P200499

CATALOG NUMBER: GPC-AF-01-LED-E1-T2R-7060-600

**CANDELA DISTRIBUTION (continued):**

	60°	61°	62°	63°	64°	65°	66°	67°	68°	69°	70°
0°	354.7	354.7	354.7	354.7	354.7	354.7	354.7	354.7	354.7	354.7	354.7
2.5°	393.5	391.0	388.7	388.5	386.9	384.6	385.4	381.9	382.1	380.3	378.2
5°	462.7	461.0	452.8	450.5	444.3	440.4	439.8	431.5	430.5	425.7	420.6
7.5°	562.2	556.9	545.3	539.7	529.2	521.4	517.6	506.7	501.3	488.9	483.3
10°	666.6	659.7	645.5	637.6	627.5	614.9	608.1	592.2	586.0	574.6	561.0
12.5°	763.2	756.4	741.7	735.8	722.3	708.9	701.5	683.5	675.4	657.3	646.5
15°	852.7	845.9	833.0	826.8	813.4	802.5	792.6	774.8	765.3	748.4	734.3
17.5°	939.4	932.2	921.0	915.5	902.4	891.3	880.6	863.8	854.1	837.2	824.6
20°	1020.0	1014.6	1006.6	999.1	986.1	976.0	963.2	948.7	934.7	922.3	910.3
22.5°	1090.2	1088.1	1079.5	1076.2	1065.0	1056.3	1045.2	1030.9	1020.8	1005.1	994.0
25°	1150.7	1150.1	1146.0	1144.9	1137.1	1128.8	1126.4	1114.6	1105.3	1091.4	1079.9
27.5°	1202.8	1203.4	1202.4	1205.3	1203.2	1199.5	1199.7	1195.8	1190.4	1178.8	1168.7
30°	1260.6	1257.3	1259.2	1263.3	1264.5	1265.0	1271.8	1274.0	1273.6	1266.0	1261.0
32.5°	1342.4	1334.6	1327.3	1326.7	1330.8	1332.5	1344.1	1350.1	1355.2	1357.1	1357.9
35°	1446.7	1431.0	1415.9	1407.9	1400.9	1402.7	1411.0	1420.7	1432.1	1439.9	1449.2
37.5°	1578.1	1558.9	1532.2	1513.2	1508.5	1498.2	1503.5	1511.2	1522.3	1534.5	1550.6
40°	1737.4	1708.2	1678.3	1653.1	1639.4	1620.4	1620.2	1618.8	1625.6	1637.0	1659.7
42.5°	1890.6	1864.8	1833.0	1806.5	1788.8	1763.4	1758.2	1744.8	1747.9	1757.8	1779.9
45°	2034.2	2012.9	1993.5	1962.9	1947.8	1920.4	1911.7	1895.8	1886.9	1891.4	1913.5
47.5°	2173.2	2159.6	2139.3	2119.5	2107.9	2083.3	2072.2	2060.8	2049.5	2049.0	2072.2
50°	2444.2	2437.0	2413.0	2392.3	2397.9	2367.8	2369.6	2339.1	2352.9	2354.5	2403.1
52.5°	2698.9	2724.1	2741.8	2763.5	2777.6	2780.3	2789.6	2803.4	2820.1	2853.2	2898.2
55°	2844.7	2876.3	2894.7	2911.2	2938.5	2944.3	2959.8	2978.1	2992.8	3030.0	3068.2
57.5°	3018.0	3076.7	3105.2	3131.4	3168.2	3182.2	3208.0	3228.1	3247.1	3291.1	3337.3
60°	3124.8	3196.3	3254.3	3295.8	3341.9	3374.9	3414.0	3445.4	3490.0	3542.7	3611.7
62.5°	3039.9	3144.8	3221.9	3293.1	3355.7	3418.9	3474.9	3533.6	3601.3	3681.1	3788.0
65°	2701.8	2808.6	2940.5	3014.5	3097.3	3194.8	3279.9	3374.9	3467.3	3583.4	3741.6
67.5°	2175.0	2299.2	2447.5	2522.1	2617.3	2726.1	2821.6	2937.7	3045.5	3186.1	3381.8
70°	1567.8	1728.3	1853.0	1930.9	2042.0	2154.2	2246.3	2381.4	2470.6	2614.8	2817.0
72.5°	992.7	1119.3	1272.2	1370.3	1469.0	1582.6	1676.8	1793.3	1876.6	2007.9	2191.2
75°	533.7	627.1	761.4	854.5	960.3	1057.4	1167.7	1245.7	1307.3	1411.2	1559.9
77.5°	250.1	306.9	374.9	446.6	518.3	593.0	665.7	728.9	755.4	814.9	902.7
80°	151.8	170.2	190.0	212.1	242.1	266.3	298.3	321.4	323.1	341.9	368.7
82.5°	101.4	108.2	114.2	119.8	127.4	133.4	140.3	148.3	151.6	156.0	164.6
85°	69.2	72.5	73.7	77.3	76.4	78.5	81.2	83.9	85.3	85.1	89.0
87.5°	42.6	44.2	45.0	45.9	45.2	44.4	45.6	47.1	47.5	46.3	46.7
90°	0.0	0.0	0.0	0.0	0.0	0.0	0.0	0.0	0.0	0.0	0.0





REPORT NUMBER: P200499

CATALOG NUMBER: GPC-AF-01-LED-E1-T2R-7060-600

**CANDELA DISTRIBUTION (continued):**

	71°	72°	73°	74°	75°	85°	90°	95°	105°	115°	125°
0°	354.7	354.7	354.7	354.7	354.7	354.7	354.7	354.7	354.7	354.7	354.7
2.5°	378.6	376.8	374.9	373.7	373.2	362.3	357.6	354.5	347.8	342.5	338.1
5°	417.7	413.7	410.6	406.9	404.9	377.2	367.1	360.0	348.5	341.6	335.4
7.5°	480.5	469.5	463.1	455.9	449.7	399.7	383.0	372.0	355.9	346.8	339.8
10°	551.7	540.4	530.2	519.1	509.4	429.6	405.3	388.3	367.1	355.3	346.0
12.5°	631.2	620.1	607.3	593.0	580.6	467.6	433.8	409.6	380.5	364.8	351.8
15°	725.2	705.6	690.1	673.6	659.1	513.1	467.0	433.6	394.7	373.5	356.1
17.5°	812.6	791.9	770.9	756.4	739.7	564.1	500.5	457.9	406.5	379.0	356.9
20°	897.9	875.4	857.2	837.8	820.2	617.0	536.2	479.4	414.1	379.2	351.8
22.5°	973.1	959.0	938.8	917.7	900.0	669.9	569.7	497.6	417.0	374.5	342.7
25°	1058.6	1043.7	1018.9	1001.2	981.4	723.8	602.5	511.6	415.4	365.6	328.6
27.5°	1149.9	1133.4	1108.0	1089.4	1065.4	779.8	632.7	521.8	409.2	351.1	309.8
30°	1245.1	1230.0	1205.1	1186.3	1162.1	839.0	666.4	528.6	396.8	331.1	287.9
32.5°	1347.4	1334.8	1310.0	1290.4	1264.5	903.3	697.7	530.6	378.0	307.4	264.8
35°	1444.5	1435.8	1414.9	1396.5	1369.7	964.0	731.0	529.6	355.7	281.3	243.7
37.5°	1553.7	1548.6	1538.2	1514.9	1482.0	1046.4	770.9	525.3	328.4	255.5	227.6
40°	1670.2	1670.6	1659.5	1643.6	1613.0	1146.4	818.4	516.8	298.7	232.8	213.0
42.5°	1793.5	1799.9	1794.6	1783.2	1753.9	1247.2	875.2	506.5	269.8	210.7	198.5
45°	1934.8	1942.7	1950.9	1934.2	1905.7	1380.2	950.0	493.1	238.6	192.3	188.6
47.5°	2097.8	2110.2	2117.6	2117.8	2089.3	1545.0	1071.4	485.0	210.9	179.9	183.8
50°	2441.7	2445.6	2463.2	2493.8	2471.9	1926.6	1283.5	480.0	192.1	172.3	180.3
52.5°	2937.2	2980.4	3010.8	3008.7	2979.0	2168.8	1400.5	454.4	180.9	169.4	178.7
55°	3139.0	3193.0	3249.1	3264.0	3240.9	2375.6	1511.0	428.8	175.6	171.4	179.3
57.5°	3408.0	3498.9	3575.9	3608.3	3574.9	2640.2	1656.4	415.4	173.9	177.0	183.2
60°	3722.2	3834.5	3935.7	3994.0	3994.0	2944.3	1807.2	409.8	171.6	185.3	189.8
62.5°	3924.0	4089.0	4241.9	4327.2	4324.7	3156.0	1874.1	390.8	166.5	191.1	198.9
65°	3924.8	4121.0	4315.8	4411.6	4416.6	3130.0	1763.6	345.2	157.0	191.9	208.0
67.5°	3597.6	3806.8	4033.9	4141.1	4165.8	2881.3	1526.7	283.8	141.5	183.6	211.3
70°	3038.5	3242.7	3474.5	3579.8	3623.8	2456.2	1229.6	218.7	121.7	165.5	204.5
72.5°	2393.8	2594.2	2755.5	2832.5	2866.8	1877.4	895.4	165.2	99.8	139.4	186.1
75°	1694.8	1845.2	1930.9	1948.0	1953.4	1131.7	544.1	122.9	82.2	108.4	157.2
77.5°	956.6	1021.0	1014.0	1021.6	958.0	436.9	236.9	88.0	67.8	82.4	121.9
80°	373.5	385.0	361.7	354.5	325.1	162.6	104.5	61.3	54.1	62.4	85.3
82.5°	164.6	170.0	165.0	166.3	159.0	83.9	62.6	44.4	41.3	45.6	56.6
85°	90.7	92.3	91.9	94.6	90.7	33.5	29.7	27.3	28.9	31.0	36.4
87.5°	44.2	44.6	43.2	45.4	44.0	16.9	14.7	15.5	16.9	17.4	17.4
90°	0.0	0.0	0.0	0.0	0.0	0.0	0.0	0.0	0.0	0.0	0.0



REPORT NUMBER: P200499

CATALOG NUMBER: GPC-AF-01-LED-E1-T2R-7060-600

**CANDELA DISTRIBUTION (continued):**

	135°	145°	155°	165°	175°	180°
0°	354.7	354.7	354.7	354.7	354.7	354.7
2.5°	335.0	333.4	333.6	333.2	332.4	332.4
5°	332.1	330.5	330.5	330.1	329.0	329.3
7.5°	335.0	332.4	331.3	329.9	328.4	328.4
10°	338.3	333.6	330.7	328.2	326.4	326.4
12.5°	340.8	333.4	328.6	325.3	323.5	323.5
15°	341.6	331.9	325.3	321.4	319.8	319.5
17.5°	339.0	326.4	318.3	313.8	311.7	311.1
20°	330.7	316.2	306.5	301.4	298.5	297.4
22.5°	318.3	301.8	290.4	285.0	281.3	280.7
25°	301.0	283.2	272.0	266.9	264.8	264.2
27.5°	280.7	264.2	254.7	251.4	249.5	249.3
30°	261.5	247.5	240.4	238.0	235.7	235.3
32.5°	243.5	234.6	232.0	228.5	223.1	222.5
35°	230.7	229.9	228.0	220.2	213.6	211.7
37.5°	222.9	230.5	221.0	205.5	200.8	200.4
40°	218.3	224.1	207.8	202.4	202.8	202.4
42.5°	208.0	214.0	208.2	205.7	207.4	207.8
45°	197.7	204.3	211.3	209.7	213.6	213.6
47.5°	191.9	201.8	211.1	211.1	216.9	219.0
50°	185.3	199.7	207.8	210.7	215.2	213.6
52.5°	184.9	196.2	203.0	208.2	210.3	208.4
55°	185.5	193.3	198.3	204.1	206.6	206.8
57.5°	186.3	191.7	195.0	197.7	205.1	205.1
60°	188.4	190.2	192.1	193.5	203.3	203.5
62.5°	191.7	188.8	188.4	189.8	202.2	201.4
65°	196.8	186.7	183.6	185.1	201.2	198.7
67.5°	203.9	183.6	177.6	178.7	200.4	195.0
70°	210.3	178.7	170.2	169.2	192.5	183.0
72.5°	210.9	172.9	159.9	156.8	167.3	158.2
75°	200.6	169.0	148.5	139.4	138.2	136.9
77.5°	180.7	166.7	135.3	121.0	118.6	119.4
80°	151.2	158.2	119.4	102.5	115.9	114.4
82.5°	113.0	139.6	101.4	90.7	90.5	79.9
85°	62.8	108.9	82.6	68.0	47.3	45.9
87.5°	17.6	60.5	57.8	38.4	26.2	27.3
90°	0.0	0.0	0.0	0.0	0.0	0.0

(END OF REPORT)